

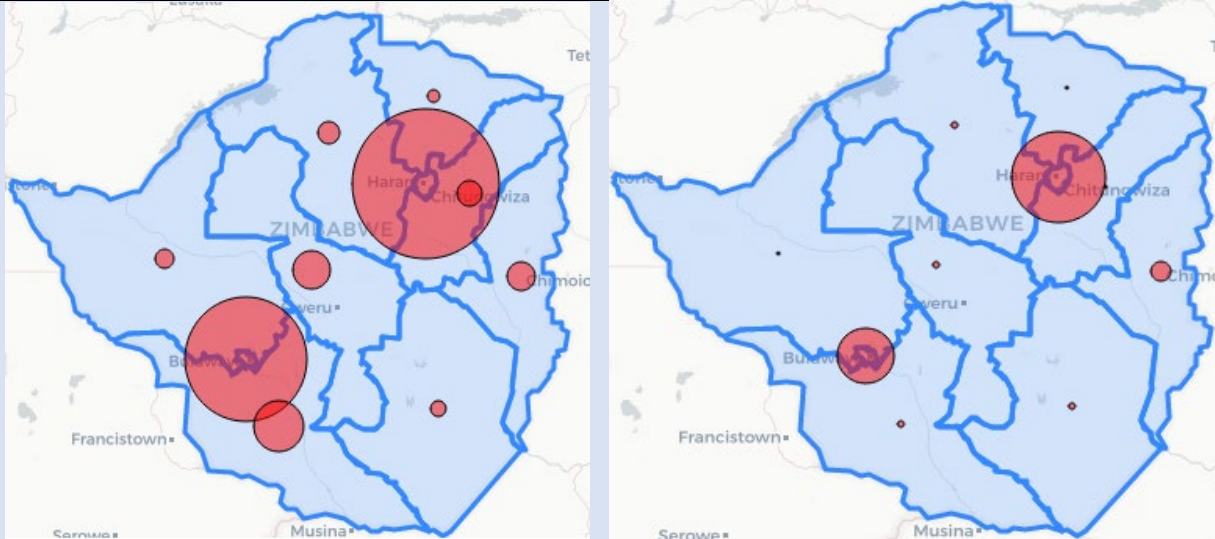


Zimbabwe Covid-19 SitRep 18/01/2021

HIGHLIGHTS TODAY

- **689** New Cases and **60** Deaths reported in the last 24 hours. (*7 day rolling average* for new cases falls to 799 from 818 yesterday*).
- All **689** are local cases: **339** cases are from Harare (**Deaths from Harare are for Friday, Saturday, and Sunday*)
- **3829** PCR tests done today (*Positivity today was 18%*)
- **860** new recoveries reported: National Recovery rate stands at **62.3%** and Active cases go down to **9747** today.
- As of 18 January 2021, Zimbabwe has now recorded **27892** Cases **17372** recoveries and **773** Deaths.

CASES AND DEATHS DISTRIBUTION

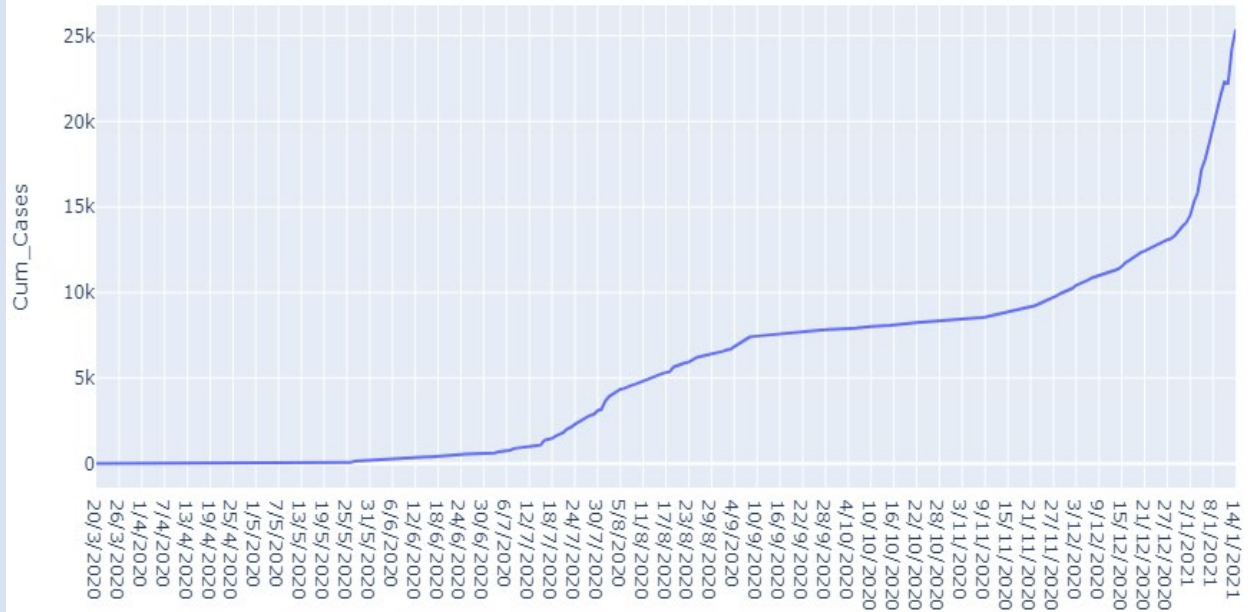


Province	PCR Tests	Cum Cases (New)	Recovered Cases (New)	Active Cases	Deaths (New)
Bulawayo	294	4362(33)	3550(31)	661	151(1)
Harare	3478	10011(339)	5367(301)	4365	279(36)
Manicaland	25	2584(85)	1218(21)	1250	116(10)
Mash Cent	0	1166(29)	588(54)	548	30(2)
Mash East	0	1894(44)	913(204)	935	46(0)
Mash West	0	1319(80)	788(0)	478	53(1)
Midlands	22	1890(26)	1317(0)	540	33(5)
Masvingo	0	1705(30)	1310(136)	351	44(3)
Mat North	2	1006(19)	533(17)	464	9(2)
Mat South	8	1955(4)	1788(96)	155	12(0)
Total	3829	27892(689)	17372(860)	9747	773(60)

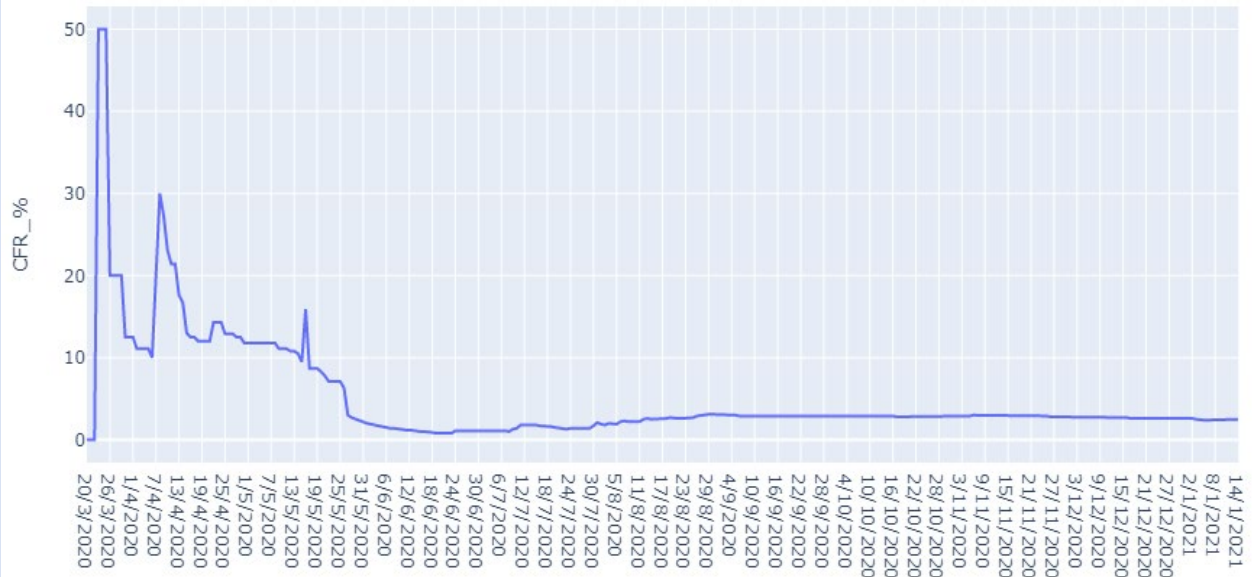
*Provinces with new cases but zero PCR tests conducted respectively received results from NMRL,NTBRL and Lancet



Zimbabwe Covid-19 Cumulative Cases



Zimbabwe Covid-19 Case Fatality Ratio



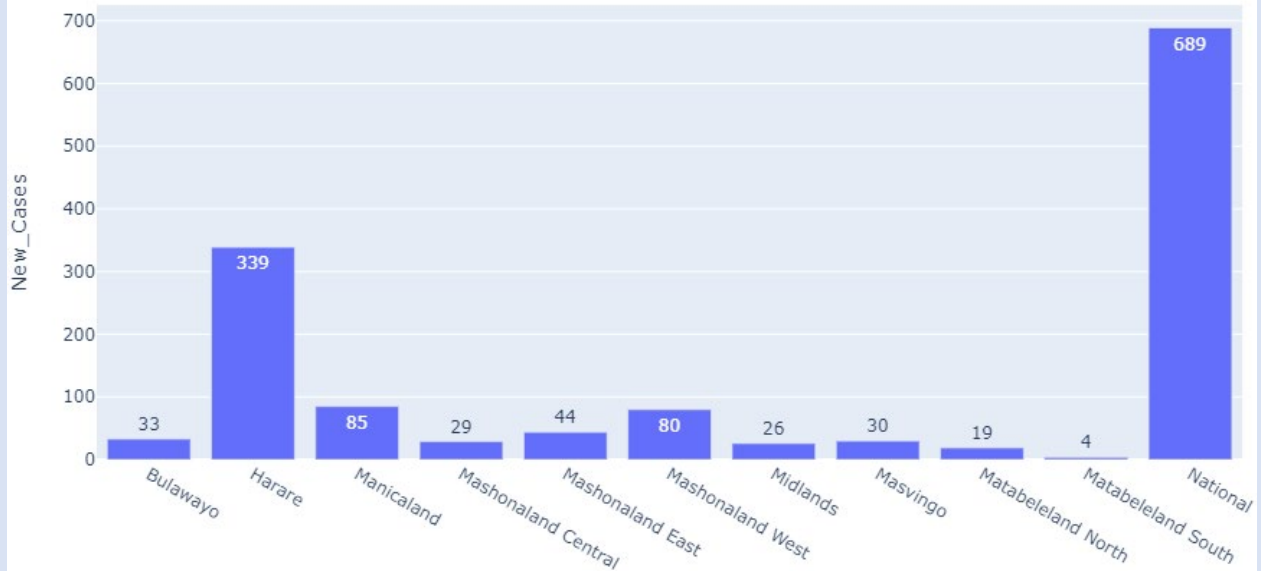
COMMENTS

- Cumulative cases curve spiking
- National Case fatality Rate now stands at **2.8 %** as at 18/1/21

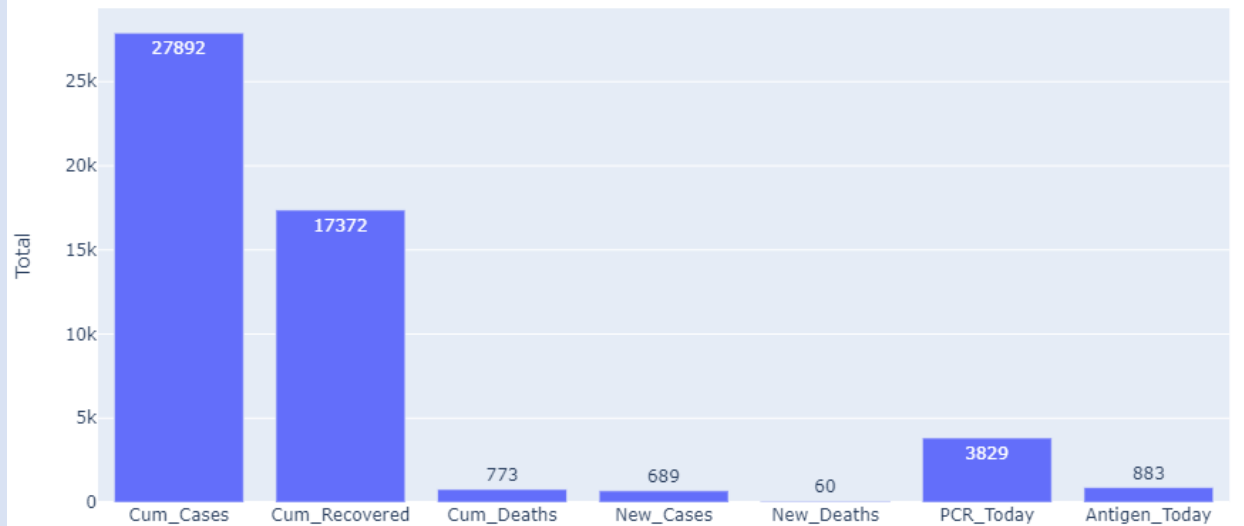


CASES ANALYTICS

New Cases Today



Covid Cases Profile

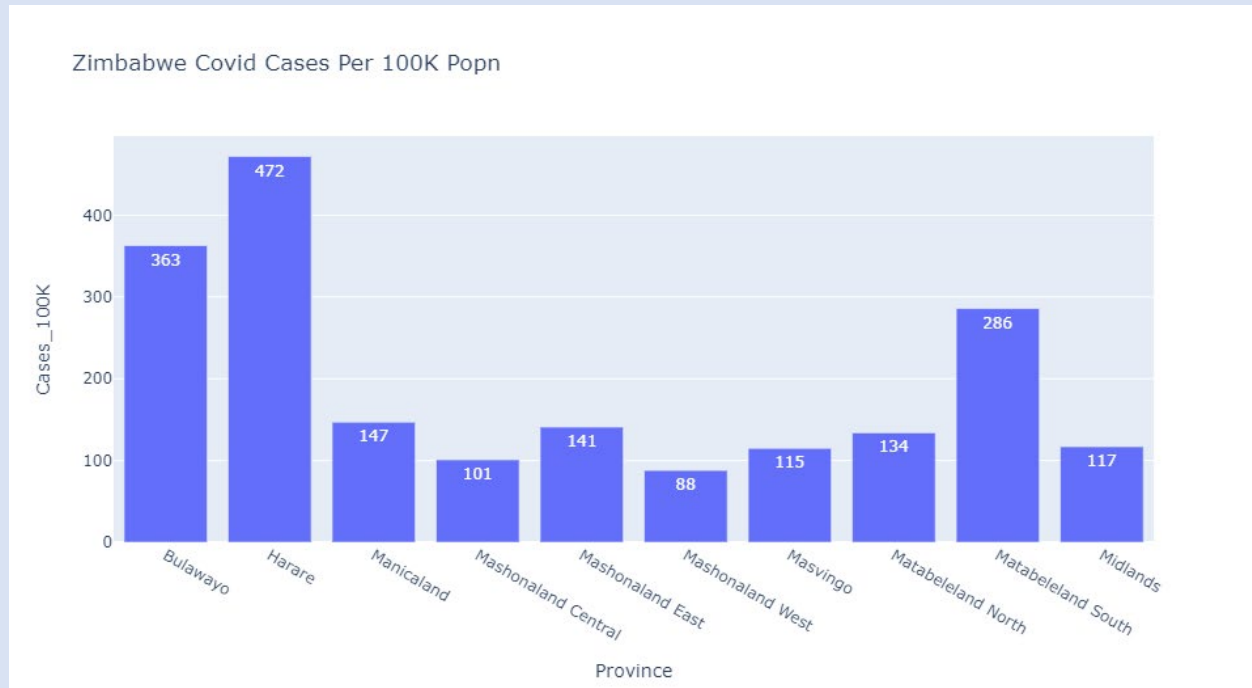


COMMENTS

- Harare reported the highest number of cases today (339)
- 60 COVID-19 deaths were reported today. 37 of the deaths occurred at institutional level with 23 at community level.
- All provinces reported cases today



INCIDENCE OF CASES BY PROVINCE

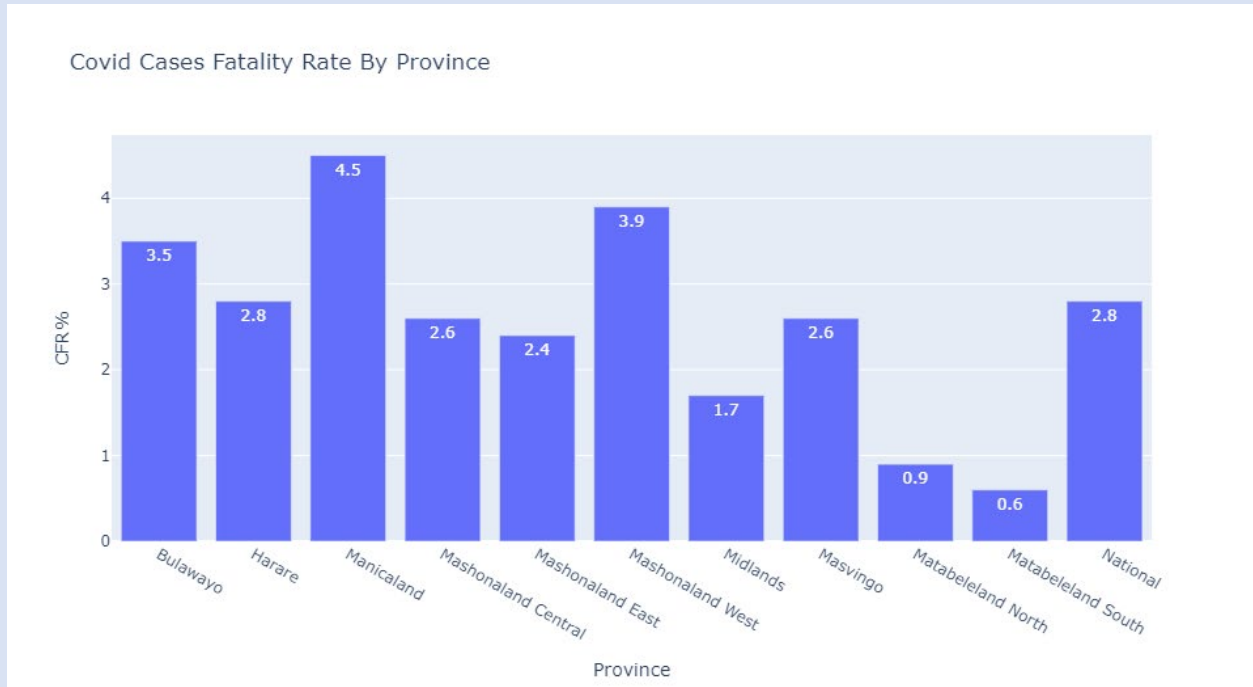


COMMENTS

- Harare has the highest incidence per capita followed by Bulawayo and Mat South
- Mash Central and Mash West have the lowest incidence of Covid per capita



COVID CASE FATALITY RATIO BY PROVINCE



TESTING DATA

Test Type	Cumulative
PCR	276 085
RDT	111 004
Antigen	15 655

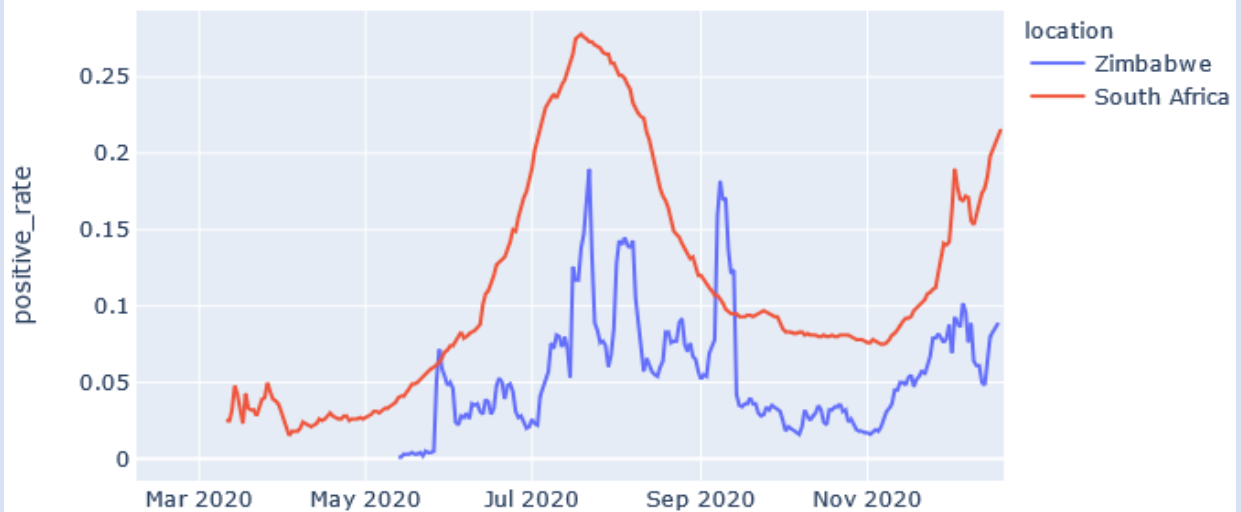


Testing Trends

Covid-19 Testing Trends



Covid 19 Daily Positivity Comparison SA and Zimbabwe



COMMENTS

- The Daily Positivity Comparison Data is as at 22/12/2020

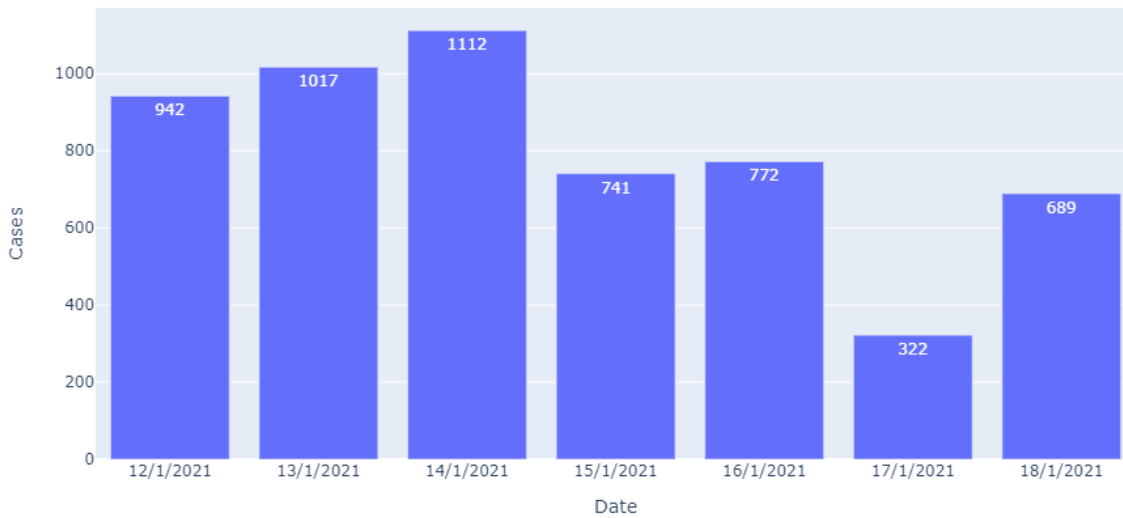
***Testing rates data is not available for other SADC countries and graph not updated due to link break**



Regional Analyses

Country	Cumulative Cases	Cumulative Deaths
Zimbabwe	27 892	773
South Africa	1311 686	36 851
Mozambique	25862	234
Botswana	17365	71
Namibia	30198	280
Eswatini	12736	360
Zambia	36074	537

Zimbabwe Covid_19 Cases in the Last Seven Days

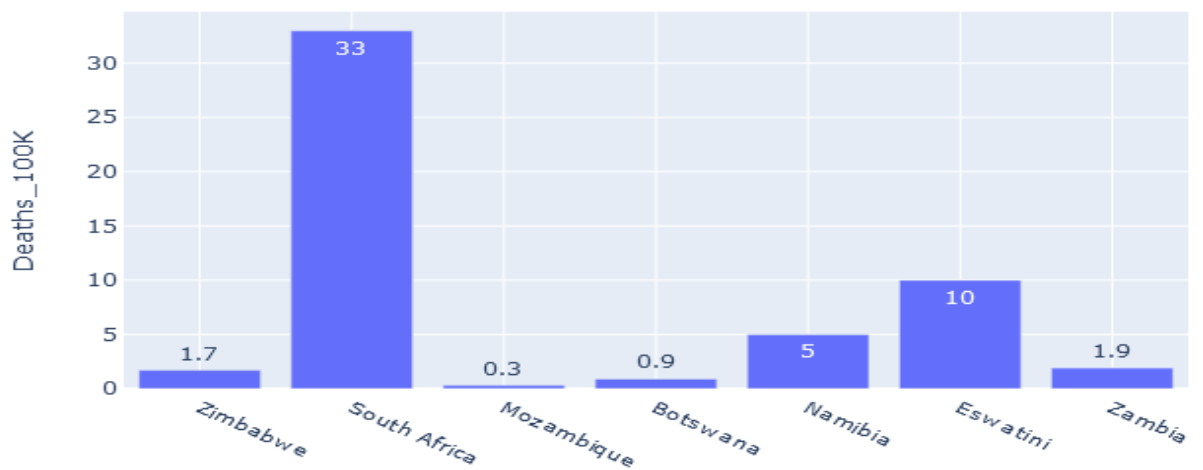




SADC Covid Cases Per 100K Population



SADC Covid Deaths Per 100K Population



COMMENTS

- SA has now surpassed **1 000 000** cases and has the highest cases and deaths per capita in the SADC region

